

# BYAF-200

## AC Isolator Switches



- High performance, reliability, low power loss;
- Easy Installation;
- Maximum Rated Current 200A;
- Maximum Rated Voltage 1000V
- GB/T 14048.3; IEC 60947-3; AS/NZS 60947.3:2015; UL 508



### Application

**ZBENY** BYAF-200 AC isolation switch is mainly used in the electrical circuit with rated ac frequency of 50Hz, rated working voltage of 1000V and below, and rated working current to 200A. It is used as the main switch of ac side of photovoltaic system, ventilation equipment, air conditioning and pump system, and can also control small-capacity ac motor.

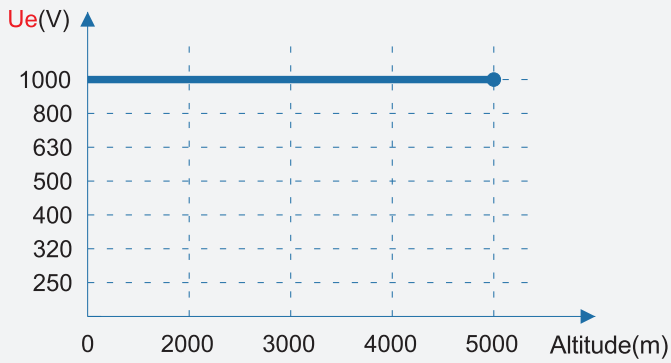
### Type Instruction

BYAF	-	200	3P	1000V
↓		↓	↓	↓
Product Code		Max Rated Current	Pole	Rated Voltage
AC Isolator Switches		200A	3P	1000V

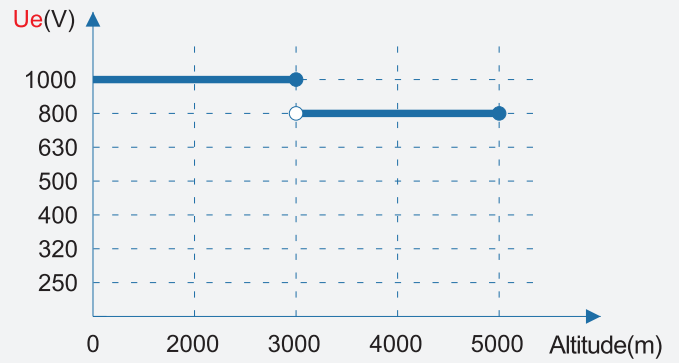
### Parameter

Designation		BYAF-200					
Pole		3P					
Standard	Cat.	Ue					
		220V 240V	380V 440V	500V	660V 690V	1000V	
IEC 60947-3	AC-21B	200A	200A	200A	200A	200A	
EN 60947-3	AC-21A	200A	200A	200A	200A	200A	
GB/T 14048.3	AC-23A kW3ph	30	45	55	37	-	
	AC-3 kW3ph	22	37	45	30	-	
UL 508	VOLTS -3 PH	120V	240V	480V	600V		
	MOTOR-HP	15	30	60	60		
		GENERAL USE 150A 600V A.C.					
Rated frequency		50/60				Hz	
Number of AC poles		3					
Pollution degree		2					
Tightening torque terminal screws M10 (min.-max.)		8-10				N.m.	
Wire size (min.-max.)		≤90					mm <sup>2</sup>
Method of mounting		panel mounting					
Positions		9 (OFF) and 12 o'clock (ON)					
Actuator		Standard knob with long screw to fix in shaft					
Method of operation		Independent manual operation					
Rated impulse withstand voltage		Uimp	8			kV	
Insulation voltage		Ui	1000			V	
Rated short-time withstand current(1s)		Icw	2.5			A	
Rated short-circuit making capacity		Icm	2150			A	
Allowed ambient temperature(min.-max.)		T <sub>ambient</sub>	-40~+70			°C	
Allowed storage temperature(min.-max.)		T <sub>storage</sub>	-40~+85			°C	
Relative humidity (max.), without condensation at 20°C		RH	90			%	
IP rating terminals		IP 20					
IP rating of the shaft in case single hole and four hold panel mounting		IP 65					
Weight		1.25			kg		
Auxiliary Contact		Optional					

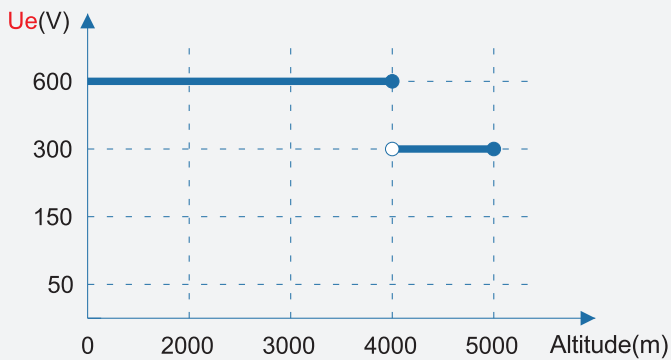
Ue - Altitude derating(GB14048.1/Pollution Degree 2)



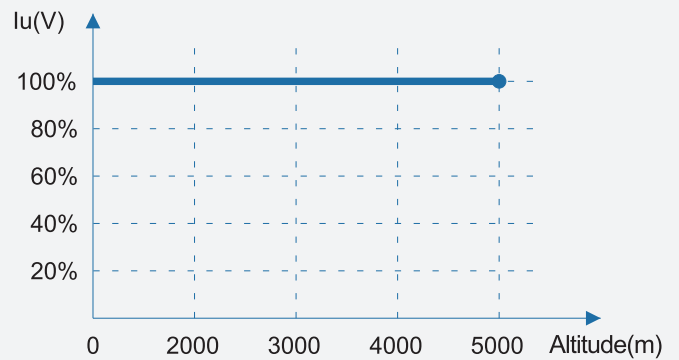
Ue - Altitude derating(GB 14048.1/Pollution Degree 3)



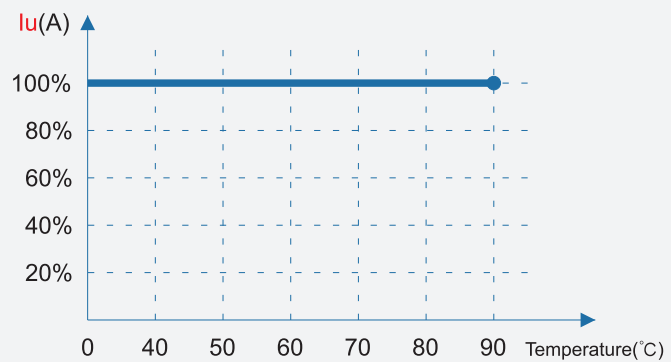
Ue - Altitude derating(UL508)



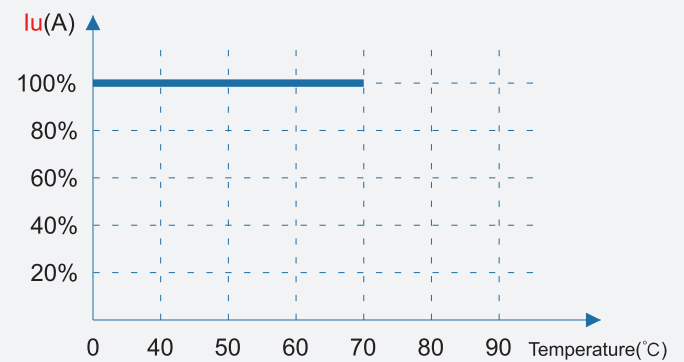
Iu - Altitude derating



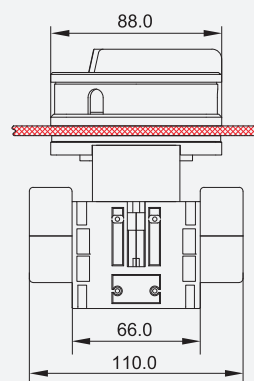
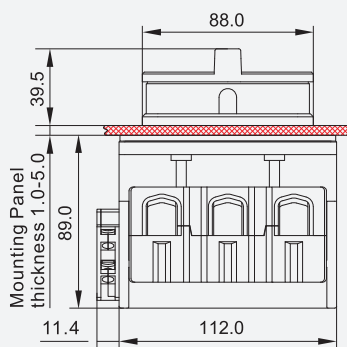
Iu - Altitude derating(GB14048.3)



Iu - Altitude derating(UL508)



### Dimensions(mm)



### Installation Dimensions

